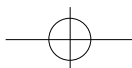
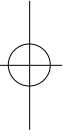
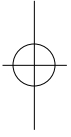



# ***Index***



# Index

	Clause	Section Number and Page		Clause	Section Number and Page
<b>AA air gap</b>			<b>Approval of method of installation by the undertaker</b>		
Description of backflow prevention device	S15.2	6.10	Water Byelaws 2000, Scotland	Byelaw 12	15
<b>AB air gap</b>			Water Supply (Water Fittings) Regulations	Reg.12(3)	7
Description of backflow prevention device	S15.2	6.10	<b>Approval of specification by the Regulator</b>		
<b>Abbreviations</b>		vi	Water Supply (Water Fittings) Regulations	Reg. 12 (1) – (2)	7
<b>AC air gap</b>			<b>Approved materials</b>		
Description of backflow prevention device	S15.2	6.10	Circumstances where not required	G2.6	2.14
<b>Access cover</b>			Compliance with Regulators' Specification		16
Requirements for 1,000 litre plus cistern	G16.13	7.11	<b>Arrestors</b>		
<b>Access to float operated valves</b>			For prevention of water hammer	G5.4	3.14
Cold water storage cistern	G16.14	7.14	<b>Ascending spray bidets</b>		
<b>Access to operational valves</b>			Backflow protection for	G15.9	6.28
	G10.2	4.12	<b>AUK1 air gap</b>		
<b>Accessibility</b>			With interposed cistern, description of	S15.2	6.10
Cold water storage cistern	G16.14	7.14	<b>AUK2 domestic tap gap</b>		
Stopvalve, servicing and drain taps	G10.1	4.12	Description of backflow prevention device	S15.2	6.10
To operate stopvalves etc.	G10.2	4.12	<b>AUK3 higher risk tap gap</b>		
<b>Accessibility of water fittings</b>			Definition of backflow prevention device	S15.2	6.11
	G7.1	3.17	<b>BA reduced pressure zone valve</b>		
<b>AD air gap</b>			Description of backflow prevention device	S15.3	6.11
Description of backflow prevention device	S15.2	6.10	Relief outlet requirements	G15.7f	6.27
<b>Adhesive joints</b>			<b>Backflow</b>		
Prohibition below ground	G7.10	3.24	Definition of	R15.4	6.26
<b>AF air gap</b>			Backflow allowed in hot water supply pipes	G15.1	6.24
Description of backflow prevention device	S15.2	6.10	<b>Backflow device</b>		
<b>AG air gap</b>			Accessibility	G15.7a	6.27
Description of backflow prevention device	S15.2	6.10	Burial in the ground	G15.7c	6.27
<b>Ageing</b>			Inspection of	G15.7a	6.27
Effect of, in selection of fittings	G2.5	2.13	Line strainers servicing valve, need for	G15.7e	6.27
<b>Agricultural water troughs</b>			Line strainers, requirement for	G15.7e	6.27
Water troughs to comply with BS 3445	G30.4	12.6	Location outside premises	G15.7b	6.27
<b>Air gap</b>			Maintenance	G15.7a	6.27
AA, with unrestricted discharge	S15.2	6.10	Operation	G15.7a	6.27
AB, weir overflow	S15.2	6.10	Renewal of	G15.7a	6.27
AC, vented submerged inlet	S15.2	6.10	RPZ relief outlet requirements	G15.7f	6.27
AD, with injector	S15.2	6.10	Suitability for backpressure or backsiphonage	G15.7	6.27
AF, circular overflow	S15.2	6.10	Suitability for risk	G15.3	6.25
AG, with minimum circular overflow	S15.2	6.10	Vented & verifiable, not in ground	G15.7d	6.27
AUK1, with interposed cistern	S15.2	6.10	<b>Backflow prevention</b>		
Definition	S15.1	6.10	Accessibility of backflow prevention devices and arrangements	G15.7	6.27
<b>Air pressure vessel fire sprinklers</b>			Air gaps at taps or other terminal fittings	R15.13.1	6.36
Fluid category	G15.28	6.49	Animal drinking bowls	G30.3	12.5
<b>Alarms</b>			Animal drinking bowls, from supply pipe	G30.3c	12.5
Audible warning device for storage cisterns	G16.5	7.6	Animal drinking troughs with AA air gap	G30.3b	12.5
<b>Allowed backflow</b>			Animal drinking troughs, interlinked	G30.3a	12.5
	G15.1	6.24	Backflow device adequate for purpose	Schedule 2, 15(5)	6.8
<b>Animal drinking troughs</b>			Backflow prevention arrangements and devices	G15.4	6.25
Backflow prevention	R30.3	12.5	Bidets supplied over the rim	R15.11	6.32
General	R30.1	12.4	Bidets with flexible hoses, installation of	G15.10	6.29
Location of servicing valve	R30.2	12.4	Bidets with hoses and/or inlets below spillover level	R15.9	6.28
Specification to BS 3445	G30.4	12.6		R15.10.1/3	6.30
<b>Anti vacuum valve DA</b>			Class of backflow device	Schedule 2, 15(3)	6.8
Description of backflow prevention device	S15.3	6.11	Combination tap assemblies	R15.13.2	6.37
<b>Anti vacuum valve with single check valve DUK1</b>					
Description of backflow prevention device	S15.3	6.11			
<b>Application of Byelaws</b>					
Water Byelaws 2000, Scotland		11			
<b>Application of Regulations</b>					
Water Supply (Water Fittings) Regulations		4			

	Clause	Section Number and Page		Clause	Section Number and Page
<b>Backflow prevention (continued)</b>					
Commercial, industrial and laboratory applications	R15.30	6.50		G15.13	6.36
Devices for application of fertilisers or domestic detergents	R15.22	6.43		G15.14	6.38
Diagrams of backflow prevention arrangements	6.13	6.21		G15.13	6.36
Direction of flow	R15.3	6.25		R16.9	7.9
Drinking water fountains	G15.15	6.41		4(b), Table	
Examples of fluid categories –	Tables	6.2/4		Reg. 5	5
	R15.2	6.25		G15.14	6.38
Exceptions to backflow requirements	R15.1	6.24		G28.1	10.6
	Schedule 2			G15.9	6.28
	15(2)	6.8			
Existing hose taps, house garden use	R15.21	6.43		G15.11	6.32
Fire protection systems	R15.27	6.48			
General interpretations of backflow prevention devices	S15.3	6.11		G15.9	6.28
General interpretations of terms relating to backflow prevention	S15.1	6.10		G15.11	6.32
Hose pipes for house gardens and other applications	R15.17	6.41			
Hose taps adjacent to WCs	R15.12.2	6.35			
Hose taps, house garden use	R15.20	6.42			
Industrial and commercial	G15.18	6.41			
Interpretations of backflow prevention arrangements	S15.2	6.10			
Mini irrigation systems in house gardens	R15.23	6.44			
Miscellaneous commercial and industrial applications	R15.30	6.50			
Non-mechanical backflow prevention arrangements	R15.5	6.26			
Ponds, pools and fountains	G31.2	12.6			
Porous hose irrigation systems	R15.19	6.42			
Precautions where pumped appliances are installed	R15.8	6.28			
Pressure flushing valves for WCs and urinals	R15.12.1	6.33			
Protection appropriate to highest risk downstream	Schedule 2				
	15(3)	6.8			
Requirement to notify installation to water supplier	Reg. 5	5			
Secondary backflow protection – Common supply pipes	R15.24.3	6.46			
Secondary backflow protection – Distributing pipes	R15.24.4	6.46			
Secondary backflow protection – General	R15.24.2	6.46			
Secondary backflow protection – Requirements for	R15.24.1	6.46			
Secondary backflow protection in two storey premises	R15.6	6.27			
Separately occupied properties	Schedule 2				
	15.4(a)	6.8			
Separation of domestic and fire protection supplies	R15.29	6.49			
Submerged outlets to washbasins or baths	R15.14	6.38			
Washing machines, washer – driers and dishwashers	R15.16	6.41			
Whole site and zone protection	R15.26	6.47			
<b>Backpressure</b>					
Description of	R15.4a	6.26			
<b>Backsiphonage</b>					
Description of	R15.4b	6.26			
<b>Bath inlet above spillover</b>					
Backflow protection	G15.13	6.36			
<b>Bath inlet below spillover</b>					
Backflow protection	G15.14	6.38			
<b>Baths</b>					
Bath taps	G15.13	6.36			
Combined overflow/warning pipe discharge	R16.9	7.9			
Notification of large volume	4(b), Table				
	Reg. 5	5			
Submerged inlets	G15.14	6.38			
Waste outlets	G28.1	10.6			
Ascending spray	G15.9	6.28			
<b>Bidets</b>					
Backflow protection – over the rim supply	G15.11	6.32			
Backflow protection - submerged inlet or flexible hose	G15.9	6.28			
Over the rim type, backflow prevention for	G15.11	6.32			
<b>Bidets inlet above spillover</b>					
Backflow protection	G15.13	6.36			
<b>Bidets inlet below spillover</b>					
Backflow protection	G15.9	6.28			
<b>Bidets with ascending spray</b>					
Backflow prevention, alternative methods	G15.10	6.29			
<b>Boats</b>					
Backflow prevention	R15.30	6.51			
<b>Booster pumps</b>					
Need for written approval for installation of	G6.1	3.15			
<b>British Standards</b>					
Reference to, in selection of fittings	G2.4	2.13			
<b>Building Regulation G3</b>					
Installation of unvented hot water storage	G19.1	8.10			
<b>Buried cisterns</b>					
Design and installation	R16.13.1	7.12			
<b>CA non-verifiable disconnecter</b>					
Description of backflow prevention device	S15.3	6.11			
<b>Capillary fittings</b>					
Use of	R2.1.4	2.8			
<b>Cathodic protection</b>					
Protection of copper cylinders by	G3.4	3.5			
Access cover, cistern over 1,000 litres	G16.13	7.11			
<b>Cisterns</b>					
Accessibility	G16.14	7.14			
Bottom outlets from cisterns	G16.6	7.7			
Coatings	G16.13	7.11			
Common warning or overflow pipes from two or more cisterns	R16.15	7.15			
Common warning pipes, need for	G16.12	7.11			
Condensate on lid, contamination of	G16.13	7.11			
Discharge points of warning and overflow pipes	R16.9	7.9			
Domestic, protection against freezing	G4.2/-3	3.6			
Exclusion of insects	G16.13	7.11			
Filling rate, per slab width, urinals	G25.12b	9.13			
Filling rates, automatic urinal	G25.12a	9.13			
Fixing of float control devices	R16.5	7.6			
Fixing of inlet valves	G16.5	7.6			
Inlets to cisterns	R16.4	7.6			
Lid specification	G16.13	7.11			
Linking together	G16.15	7.15			
Maintaining water temperature in storage combination units	R16.13.4	7.13			

## Index

	Clause	Section Number and Page		Clause	Section Number and Page
<b>Cisterns (continued)</b>					
Minimum headroom	G16.14	7.14			
Minimum size of warning pipe	R16.10	7.10			
Outlets from cisterns serving primary circuits	R16.7	7.7			
Provision of adequate support to cisterns	R16.14	7.15			
Reduced requirements for cisterns serving primary circuits	R16.13.5	7.13			
Reduction of microbiological growth in cisterns	R16.13.3	7.13			
Supplying hot water systems	G20.4	8.15			
Support of	G16.14	7.14			
Vermin screens to warning and overflow pipes	R16.11	7.10			
Warning & overflow provisions	G16.13	7.11			
Warning and overflow pipes	G16.8	7.8			
Warning level relative to overflow	G16.5	7.6			
Water tight construction, requirements for	G16.13	7.11			
<b>Citation, commencement and interpretation</b>					
Water Byelaws 2000, Scotland		11			
Water Supply (Water Fittings) Regulations		3			
<b>Coal tar products</b>					
Prohibition of the use of	G2.1	2.4			
<b>Coatings</b>					
Cistern, cold water	G16.13	7.11			
<b>Cold water temperatures</b>					
Maximum distribution temperature	G9.1	4.10			
<b>Colour coding of pipes</b>					
To prevent cross connection	G14.1	5.4			
<b>Combi boiler flow rates</b>	G8.4	4.9			
<b>Combination hot water storage units</b>					
Temperature of distributed water	G18.2/4	8.9			
<b>Combination taps</b>					
Appropriate for flow and pressure	G2.9	2.15			
Backflow prevention	R15.13.2	6.37			
Standards for high and low pressure	G2.10	2.15			
<b>Combined temperature and pressure relief valves</b>					
Need for HW Storage above 15lts capacity	G17.1b	8.4			
Requirements for operation	G22.1	8.21			
Requirements for the provision of	G23.1	8.22			
<b>Common connection</b>					
Domestic & fire supplies, backflow protection	G15.29	6.49			
<b>Common supply pipes</b>					
Secondary backflow protection	G15.24	6.45			
<b>Common warning pipes</b>					
Discharge from overflow in one cistern to another	G16.9/12	7.9			
<b>Compatibility of different materials</b>					
Selection of fittings	G2.5	2.13			
<b>Concealed fittings</b>					
Accessibility	G7.1	3.17			
Gunmetal	G7.4	3.21			
In solid floors	G7.3	3.21			
Requirement for dezincification resistance	G7.5	3.21			
<b>Condensate</b>					
Cistern lid, contamination due to	G16.13	7.11			
<b>Connection for filling</b>					
Closed circuits for heating systems	G24.1/2	8.24			
<b>Connection for warning pipe</b>					
Requirement for, in WC cisterns	G25.6	9.6			
<b>Conspicuous discharge</b>					
Requirement for, from cistern warning pipe	G16.12	7.11			
<b>Consumption of water</b>					
Dish-washer, domestic	G29.3	11.4			
Washer-drier, domestic	G29.2	11.4			
Washing machine, domestic	G29.1	11.4			
<b>Contaminated ground</b>					
Installation of pipes or fittings in	G4.16	3.12			
<b>Contamination of materials</b>					
Materials and substances in contact with water	G2.1	2.4			
<b>Contamination of water</b>					
Ban on substances which may cause –	G2.1	2.4			
By permeation of fluids	G4.14/15	3.11			
Location of cistern in contaminated locations	R8.6	4.10			
Restriction on fittings in contaminated environment	R8.5	4.9			
<b>Contractor's certificate</b>					
Water Byelaws 2000, Scotland		14			
Water Supply (Water Fittings) Regulations		6			
<b>Contravention of byelaws and defences</b>					
Water Byelaws 2000, Scotland		14			
<b>Contravention of regulations and defences</b>					
Water Supply (Water Fittings) Regulations		6			
<b>Control of flushing</b>					
Urinals, automatic or manual	G25.10	9.10			
<b>Control of water entering a building</b>	G10.5	4.14			
<b>Control of water to premises</b>	G10.3	4.12			
<b>Convenient drinking tap</b>					
Requirement for	G26.1	10.4			
<b>Copper cylinders</b>					
Cathodic protection for	G3.4	3.5			
Effect of local water on	G3.4	3.5			
Thickness of	G3.4	3.5			
<b>Covering operational valves</b>	G10.2	4.12			
<b>Critical water level</b>					
Definition	R15.1	6.10			
<b>Cross connections</b>					
To unwholesome water, prevention of	G14.2	5.5			
<b>DA anti-vacuum valve</b>					
Description of backflow prevention device	S15.3	6.11			
<b>Damage to water fittings</b>					
Protection for the prevention of	G4.17	3.12			
<b>DB pipe interrupter</b>					
Description of backflow prevention device	S15.3	6.11			
<b>DC pipe interrupter</b>					
Description of backflow prevention device	S15.3	6.11			
<b>Dead legs</b>					
Removal of	G11.7	4.16			
<b>Default pressures</b>					
Fittings to withstand	G4.1	3.6			
<b>Depth of cover</b>					
For underground pipes	G7.7	3.22			
<b>Design of water systems</b>					
Flow rates and pipesizing	R8.3	4.8			
Flow rates with instantaneous boilers	R8.4	4.9			
General considerations	R8.1	4.4			
Types of distribution systems	R8.2	4.7			

	Clause	Section Number and Page		Clause	Section Number and Page
<b>Detergent dispensing by garden hose</b>			<b>Drain taps</b>		
Backflow protection	G15.22	6.43	Buried	G11.6	4.15
<b>Deterioration of materials</b>			Frost-free location	G11.5	4.15
Galvanic action	R3.2	3.4	Labelling	G4.10	3.8
<b>Dezincification</b>			Operating requirements of	G2.7	2.14
Concealed fittings, safety devices and backflow prevention devices	R7.5	3.21	Provision of	G11.4	4.15
Marking of fittings	G7.6	3.21	Spherical type	G11.5	4.15
Resistant fittings below ground	G7.9	3.24	Standards for	G11.5	4.15
Thickness of protection	G7.6	3.21	Submerged	G11.6	4.15
Use of DZR fittings	G7.4	3.21	Thermostatically controlled for prevention of freezing	G4.5	3.7
<b>Discharge from warning pipes</b>			Types of drain taps	G11.5	4.15
Need for conspicuous discharge	G16.12	7.11	<b>Draining supply and distribution pipes</b>	G11.4	4.15
Requirements for	G16.8	7.8	<b>Drinking water</b>		
<b>Discharge pipe</b>			Alternative sources of drinking water supplies	R27.2	10.4
Expansion & temperature relief valves	G19.1/3	8.10	Drinking water points in houses	R26.2	10.4
<b>Disconnection of disused fittings and branch pipes</b>			Labelling of drinking water taps	R27.4	10.5
Redundant fittings and dead legs	R11.7	4.16	Provision of wholesome supply	R27.1	10.4
<b>Dishwashers</b>			Standards for installation of supply to pigs	G30.5	12.6
Domestic use, backflow protection	G15.16	6.41	Water softened on the premises	R27.3	10.5
Non-domestic use, backflow protection	G15.16	6.41	<b>Drinking water fountain</b>		
<b>Disinfection</b>			Backflow protection	G15.15	6.41
Disposal of disinfection fluid	R13.3.5	4.21	Outlet plug not required	G28.1e	10.6
Following suspected contamination	G13.2d	4.19	<b>Drinking water tap</b>		
For systems not regularly used	G13.2e	4.19	Requirement for tap off supply pipe	R26.1	10.4
Introduction of disinfection fluid to the water system	R13.3.2	4.20	<b>Dual and single flush</b>		
Major extensions and alternations	G13.2b	4.19	Replacement of existing WCs	G25.15	9.15
New installations	G13.2a	4.19	<b>Dual flush operation</b>		
Procedure	R13.3.1	4.20	Instructions for use of	G25.5	9.6
Underground pipework	G13.2c	4.19	<b>Dual flush WCs</b>		
Using chlorine	R13.3.3	4.20	Limit for lesser flush volume	G25.3	9.5
Using other than chlorine	R13.3.4	4.21	<b>Ductile iron pipes</b>		
<b>Disputes</b>			Specification and installation requirements	R2.1.3	2.5
Water Byelaws 2000, Scotland		15	<b>Ducts</b>		
Water Supply (Water Fittings) Regulations		8	Removal of pipes from	G7.3	3.21
<b>Distinguishing types of pipes</b>			Requirement for pipes in	G7.2	3.20
Colour coding of pipelines	R14.1	5.4	Sealing of	G7.2	3.20
<b>Distributing pipes</b>			<b>DUK anti vacuum valve</b>		
Definition	R1.1.3	1.6	Description of backflow prevention device	S15.3	6.11
Provision of drain taps for	G11.4	4.15	<b>Durability</b>		
<b>Distribution systems</b>			Effect of, in selection of fittings	G2.5	2.13
Types of	G8.2	4.5	<b>EA verifiable single check valve</b>		
<b>Distribution temperature</b>			Description of backflow prevention device	S15.3	6.11
Cold water, maximum recommended	R9.1	4.10	<b>EB non-verifiable single check valve</b>		
<b>Diverter with automatic return</b>			Description of backflow prevention device	S15.3	6.11
HC backflow prevention device, description of	S15.3	6.12	<b>EC verifiable double check valve</b>		
<b>Domestic hose</b>			Description of backflow prevention device	S15.3	6.11
Backflow protection	G15.20	6.42	<b>ED non-verifiable double check valve</b>		
<b>Domestic hose, existing</b>			Description of backflow prevention device	S15.3	6.12
Backflow protection	G15.21	6.43	<b>Effect of water on copper cylinders</b>	G3.4	3.5
<b>Double check valves</b>			<b>Embedding of pipes</b>		
Location of, on domestic hoses	G15.20	6.42	Accessibility	G7.1	3.17
<b>Downstream backflow risk</b>			<b>Energy conservation</b>		
Related to fluid categories	G15.3	6.25	Maximum hot water pipe length	G18.7	8.10
<b>Drain down</b>			<b>Enforcement</b>		
To prevent freezing	G4.3	3.6	Water Supply (Water Fittings) Regulations		7
			<b>Exceptional freezing conditions</b>		
			Precautions against,	G4.3	3.6

**Index**

	Clause	Section Number and Page		Clause	Section Number and Page
<b>Exclusion of insects</b>			<b>Freezing</b>		
Cold water storage cistern	G16.13	7.11	Extreme conditions	G4.3	3.6
<b>Existing flushing cistern</b>			G4.11b	G4.11b	3.9
Replacement by cistern of similar volume	G25.15	9.15	Factors in the prevention of	G4.4	3.7
<b>Expansion cistern</b>			In unoccupied properties, prevention of	G4.3	3.6
Capacity and water level	G21.1	8.21	Normal conditions, protection for	G4.11 a	3.8
<b>Expansion relief valves</b>			Protection of fittings outside		
Discharge pipe specification	G19.4	8.13	thermal envelope	G4.2	3.6
<b>Expansion system</b>			Shut off & drain down	G4.3	3.6
Integral expansion system	G17.1d	8.4	<b>Frost protection</b>		
<b>Expansion system malfunction</b>			Distinction between normal and		
Safe discharge expansion relief valve	G17.2	8.7	extreme conditions	G4.11	3.8
<b>Expansion valves</b>			Effectiveness of insulation	G4.4/.8	3.7
Expansion valve specification	G22.2	8.22	Exceptionally cold circumstances	G4.5	3.7
Requirement for, if HW storage over 15 litres	G17.2	8.7	For expansion & temperature relief pipes	G19.2	8.11
Requirements for –	G22.1	8.21	General provisions	G4.1/.13	3.6
Specification to BS6283(1)	G22.2	8.22	Insulation materials	G4.6/.7	3.8
<b>Expansion water</b>			Insulation of cisterns	G4.13	3.10
Accepted into cold water storage cistern	G20.4	8.15	Insulation to hot water pipes	G4.9	3.8
Expansion vessel flow through type	G17.3	8.8	Location of pipes	R4.3	3.6
Maintaining cold water temperature	G20.5	8.18	Thermal envelope	R4.2	3.6
Primary feed and expansion cisterns	G21.1	8.21	Trace heating	R4.12	3.10
Returned to the supply pipe	G17.1d	8.4	<b>Frost stats</b>		
Water level in feed and expansion cisterns	G21.1	8.21	For prevention of freezing	G4.5	3.7
<b>External corrosion</b>			<b>Galvanic action</b>		
Effect of, in selection of fittings	G2.5	2.13	Effect of mixed materials	G3.2	3.4
<b>External temperatures</b>			Protection against	G2.11	2.15
Effect of, in selection of fittings	G2.5	2.13	With lead and other materials	G2.11	2.15
<b>Fatigue of materials</b>			<b>Garden hoses</b>		
Effect of, in selection of fittings	G2.5	2.13	Backflow protection – domestic	G15.20	6.42
<b>Fertiliser dispensing by garden hose</b>			<b>Gas permeation</b>		
Backflow protection	G15.22	6.43	Plastics and permeable materials	R4.16	3.12
<b>Fire sprinklers and hose reels</b>			<b>Gate valves</b>		
Backflow protection	G15.27	6.48	Requirements of	G2.8	2.14
<b>Fittings approval</b>			<b>Grey water</b>		
Use of approved test house	G2.3	2.13	Colour-coded pipes to distinguish	G14.1	5.4
<b>Fixing of water fittings</b>			<b>Guidance</b>		
Recommended spacing of pipe supports	G4.17/.18	3.12	General, Regulations/Byelaws 2000		16
<b>Float operated valves</b>			<b>Gunmetal fittings</b>		
Animal drinking troughs or bowls	G30.1	12.4	Requirement for concealed fittings	G7.3	3.21
Flow control for cisterns using	G16.1	7.4	<b>HA hose union backflow preventer</b>		
For use with hot water	G16.3	7.6	Description of backflow prevention device	S15.3	6.12
Requirements for	R16.2	7.4	<b>HC diverter with automatic return</b>		
<b>Flow rate</b>			Description of backflow prevention device	S15.3	6.12
Combination boilers, hot water			<b>Health care premises</b>		
temperatures	G18.4	8.9	Temperature of hot water pipes and outlets	G18.6	8.10
<b>Flow reduction</b>			<b>Hose pipe for house garden</b>		
Insect screen on overflow causing	G16.11	7.10	Hand held hoses with self closing mechanism	G15.17	6.41
<b>Fluid categories</b>			<b>Hose pipe materials</b>		
Backflow device related to downstream risk	G15.3	6.25	Use with washing machines etc.	G2.6	2.14
Definitions and examples of	Section 6.1	6.2	<b>Hose union backflow preventer</b>		
<b>Flushing of water services</b>			HA backflow prevention device	S15.3	6.12
Recommendation to follow BS6700	R13.1	4.19	<b>Hose union tap incorporating double check</b>		
<b>Flushing urinals</b>			HUK1 backflow prevention device	S15.3	6.12
Flushing rate, complies with BS 1876	G25.12	9.13	<b>Hot water float valves</b>		
<b>Flushing valve, manual</b>			Requirements for	G16.3	7.6
For urinal or WC flushing	G15.12	6.33	<b>Hot water pipes</b>		
<b>Foreword</b>		vii	Maximum un-insulated lengths	G18.7	8.10
<b>Fountain, drinking water</b>			<b>Hot water systems</b>		
Backflow protection	G15.15	6.41	Closed primary circuits – fluid category	R24.2	8.24
			Closed primary circuits – general	R24.1	8.24

	Clause	Section Number and Page		Clause	Section Number and Page
<b>Hot Water Systems (continued)</b>			<b>Internal temperatures</b>		
Discharge pipes from expansion valves	R19.4	8.13	Effect of, in selection of fittings	G2.5	2.13
Discharge pipes from safety devices	R19.1	8.10	<b>Interpretations</b>		
Expansion and safety devices	R22.1	8.21	Backflow prevention arrangements and devices	R1.1.2	1.4
Expansion valves – Requirements	R22.2	8.22	Backflow prevention arrangements	Table S15.2	6.10
Expansion vessels – Use of	R17.3	8.8	Backflow prevention devices	Table S15.3	6.11
Expansion water, effect on stored water temperature	R20.5	8.18	Chemical water conditioner	R1.1.3	1.7
Hot water distribution temperature	R18.2	8.9	Cisterns	R1.1.3	1.6
Independent water heaters	R17.1.1c	8.6	Communication pipes	R1.1.3	1.6
Indirectly heated HWS using high temperature primary heater	R20.7	8.20	Contamination of water supplied by an undertaker	R1.1.2	1.4
Maximum lengths of un-insulated pipe	R18.7	8.10	Critical water level	S15.1	6.10
Methods of accommodating expansion water	R17.1.3	8.6	Distributing pipe	R1.1.3	1.6
Minimum air gap at termination of vent pipe	R20.3	8.14	Erroneous measurement	R1.1.2	1.4
Non-mechanical safety devices	R23.2	8.23	General interpretations relating to backflow requirements	S15.1	6.10
Purpose of expansion valve	R17.2	8.7	Misuse	R1.1.2	1.4
Size of primary feed and expansion cisterns	R21.1	8.21	Physical water conditioner	R1.1.3	1.7
Temperature and combined temperature and pressure relief valves	R23.1	8.22	Service pipe	R1.1.3	1.5
Temperature of hot water at terminal fittings and on pipe surfaces	R18.4	8.9	Spillover level	S15.1	6.10
Temperature of water within a hot water storage system	R18.1	8.8	Supply pipe	R1.1.3	1.5
Thermostatic valves for safe use of	R18.5	8.9	Undue consumption	R1.1.2	1.4
Unvented hot water system with vented primary circuit	R17.1.2	8.6	Waste	R1.1.2	1.4
Unvented hot water systems	R17.1.1	8.5	Water fittings	R1.1.3	1.5
Vent pipe above warning pipe in cistern	R20.1	8.13	Water softener	R1.1.3	1.7
Vented hot water systems requiring dedicated cold water cisterns	R20.6	8.18	Wholesome water	R1.1.3	1.5
<b>HUKs hose union tap</b>			<b>Irrigation systems</b>		
Description of backflow prevention device	S15.3	6.12	Backflow protection	G15.19	6.42
<b>Impervious lining</b>			<b>Joints on pipes and fittings</b>		
Fountains, ponds and pools	G31.1	12.6	Adhesives and underground pipes	R7.10	3.24
<b>Independent cold water distributing pipe</b>			Joining of different types of materials	R2.11	2.15
Ascending spray bidets installation	G15.10	6.29	Joining compounds	R2.15	2.16
<b>Inlet servicing valve</b>			Pipes, pipe fittings and joints	R2.1	2.4
Animal drinking bowls	G30.2	12.4	PTFE tape	R2.16	2.16
Inlet to cistern, requirement for	G16.4	7.6	Silver solder or brazing material	R2.13	2.16
<b>Insecticide dispensing by garden hose</b>			Soft solders	R2.12	2.16
Backflow protection	G15.22	6.43	Soft solders and stainless steel pipes	R2.14	2.16
<b>Inspections, measurements and tests</b>			<b>Joists</b>		
Water Byelaws 2000, Scotland		14	Notching for pipe installation	G7.1	3.17
Water Supply (Water Fittings) Regulations		7	<b>Key to symbols</b>		vi
<b>Instantaneous water heater flow rates</b>	G8.4	4.9	<b>LA pressurised air inlet valve</b>		
<b>Instructions</b>			Description of backflow prevention device	S15.3	6.12
Display of, for dual flush WC operation	G25.5	9.6	<b>Labelling</b>		
<b>Insulation</b>			Servicing valves	G4.10	3.8
Conditions affecting the efficiency of	G4.4	3.7	Stopvalves	G4.10	3.8
Hot water fittings outside thermal envelope	G4.9	3.8	Taps in non domestic premises	G27.4	10.5
Roof space, protection of fittings by	G4.13	3.10	<b>LB pressurised air inlet valve, with check valve</b>		
Storage cisterns	G4.13	3.10	Description of backflow prevention device	S15.3	6.12
<b>Insulation materials</b>			<b>Lead, lead alloys or coal tar products</b>		
Close cell type	G4.6	3.8	Prohibition of the use of	G2.1	2.4
Essential installation requirements	G4.8	3.8	<b>Lengths of hot distribution pipes</b>		
Protection against damage	G4.8	3.8	Maximum un-insulated	G18.7	8.10
Protection against moisture	G4.8	3.8	<b>Lid specification</b>		
Thermal conductivity	G4.7	3.8	Cold water storage cistern	G16.13	7.11
<b>Internal corrosion</b>			<b>Linking together cisterns</b>		
Effect of, in selection of fittings	G2.5	2.13	Preventing short circuiting	G16.15	7.15

**Index**

	Clause	Section Number and Page		Clause	Section Number and Page
<b>Location of operational fittings</b>	G10.2	4.12	<b>Stopvalves – provision to premises</b>	R10.3	4.12
<b>Location of servicing valves</b>	G11.2	4.14	Types of servicing valves	R11.3	4.14
<b>Location of stopvalves</b>	G10.5	4.14	Water supplies in common to two or more premises	R10.4	4.14
<b>Location of water fittings</b>			<b>Outlets, cisterns</b>		
Concealed fittings	R7.3	3.21	Requirement for servicing valve	G16.7	7.7
Pipes entering premises below ground level	R7.2	3.20	<b>Outlets, waste</b>		
Requirements for	R7.1	3.17	Plugs, requirements and exemptions	R28.1	10.6
<b>Maintenance</b>			<b>Outside fittings</b>		
Stopvalves, servicing valves and drain taps, access for	G10.1	4.12	Protection against freezing	G4.2	3.6
Use of servicing valves to facilitate	G11.1	4.14	<b>Over the rim bidet</b>		
<b>Maximum flush volume</b>			Backflow prevention for	G15.11	6.32
WC, single and dual flush	G25.3	9.5	<b>Overflow and warning pipes</b>		
<b>Maximum operating pressure</b>	G5.1	3.14	For water storage	R16.8	7.8
<b>Mini-irrigation systems</b>			For WC	R25.6/8	9.6
Backflow protection	G15.23	6.44	<b>Overflow inlet &amp; outlet</b>	G16.8	7.8
<b>Minimum depth</b>			<b>Overflow pipes</b>		
For underground pipes	G7.7	3.22	Capacity reduction due to screen	G16.11	7.10
<b>Minimum headroom</b>			Capacity related to inlet valve failure	G16.10	7.10
Cold water storage cistern	G16.14	7.14	Discharge arrangement, linked cisterns	G16.9/12	7.9
<b>Mixing taps</b>			Flexible hose attached to	G16.8	7.8
Backflow protection	R15.13.2	6.37	Required fall in installation	G16.8	7.8
<b>Modification Water Industry Act</b>			Requirement for	G16.10	7.10
Section 73	Reg. 8,	6	Requirement for, with 'no less effective' warning device	G16.8	7.8
<b>Movement below ground</b>			<b>Permanently vented distribution pipes</b>		
Allowance for	G7.9	3.24	As backflow prevention devices	G15.6	6.27
<b>Movement of fittings</b>			<b>Permeable hoses</b>		
Allowance for thermal or other cause	G4.18	3.12	For irrigation, backflow protection	G15.19	6.42
<b>Night pressures</b>	G5.2	3.14	<b>Permeable materials</b>		
<b>Non-mechanical safety device</b>			Location to avoid contamination	G4.14	3.11
Fusible plug thermal relief valves	G23.2	8.23	<b>Petrol or oil contamination</b>		
<b>Non-mechanical backflow devices</b>			In contact with plastic pipes	G4.16	3.12
Preference for protection by	G15.5	6.26	<b>Pipe interrupter, moving element</b>		
<b>Non-metallic materials</b>			DB device for backflow prevention	S15.3	6.11
Compliance with BS6920	G2.2	2.13	<b>Pipe interrupter, permanent atmospheric</b>		
<b>Non-verifiable disconnecter</b>			DC device for backflow prevention	S15.3	6.11
CA device for backflow protection	S15.3	6.11	<b>Pipe location</b>		
<b>Non-verifiable double check valve</b>			To avoid contaminating fluids	G4.15	3.11
ED device, for backflow protection	S15.3	6.12	<b>Pipe support</b>	G4.18	3.12
<b>Non-verifiable single check valve</b>			<b>Pipes</b>		
EB device for backflow protection	S15.3	6.11	Entering premises underground	G7.2	3.20
<b>Notching joists</b>			In cavity walls or through joists	G7.1	3.17
For pipe installation	G7.1	3.17	<b>Pipes underground</b>		
<b>Notification</b>			Minimum depth	G7.7	3.22
Booster pumps	G6.1	3.15	<b>Pipes, mixed metals</b>		
Byelaw 5, Scotland	13		Effect on corrosion	G3.2	3.4
General commentary	16		<b>Pipes, pipe fittings and joints</b>		
Regulation 5, England and Wales	5		Copper tubes	R2.1.4	2.8
<b>Operating pressure</b>			Ductile iron pipes	R2.1.3	2.5
Maximum design pressure	G5.1	3.14	Iron pipes	R2.1.3	2.5
<b>Operational fittings</b>			Lead pipes prohibited	R3.2	3.4
Accessibility	R10.1	4.12	Plastics pipes for hot and cold water use	R2.1.7	2.12
Concealed or decorative material covering	R10.2	4.12	Polyethylene pipes	R2.1.6	2.11
Examples	R10.1	4.12	Stainless steel pipes	R2.1.8	2.12
Location of servicing valves	R11.2	4.14	Steel pipes	R2.1.2	2.4
Location of stopvalves in buildings	R10.5	4.14	Unplasticised pvc pipes	R2.1.5	2.10
Provision of draining taps	R11.4	4.15	<b>Pipesizing</b>		
Stopvalves – controlling more than single premises	R10.4	4.14	Design flow rates and pipesizing	R8.3	4.8

	Clause	Section Number and Page		Clause	Section Number and Page
<b>Plastic materials</b>					
Permeation of	G4.14	3.11	Effect on system operating pressure	G5.2	3.14
<b>Plastic pipes</b>			Limitation on discharge of pumped showers	R6.2	3.16
In contact with oil, petrol etc.	G4.16	3.12	Location affecting backflow risks	G15.8	6.28
<b>Plastic pipes and fittings</b>			Need for written approval for installation of	G6.1	3.15
Compliance with BS6920	G2.2	2.13	<b>Rain water</b>		
<b>Plug cock</b>			Colour-coded pipes to distinguish	G14.1	5.4
Specification for	G2.8	2.14	<b>Recycled water</b>		
<b>Plugs – waste outlet</b>			Colour-coded pipes to distinguish	G14.1	5.4
Requirement for and exemptions	G28.1	10.6	<b>Reduced pressure zone valve (RPZ)</b>		
<b>Pneumatic pressure vessel fire sprinklers</b>			BA device, description of, for backflow prevention	S15.3	6.11
Backflow protection	G15.28	6.49	<b>Redundant fittings and dead legs</b>		
<b>Ponds, fountains and pools</b>			Requirement for permanent removal	R11.7	4.16
Backflow protection for water supply to	R31.2	12.6	<b>Relaxation of requirements</b>		
Construction and lining	R31.1	12.6	Water Byelaws 2000, Scotland		15
Notification of construction of	Table Reg. 5	5	Water Supply (Water Fittings) Regulations		7
<b>Porous hoses</b>			<b>Removal of dead legs</b>	G11.7	4.16
Irrigation, backflow protection of	G15.23	6.44	<b>Repair of fittings or appliances</b>		
<b>Position of servicing valve</b>			Exemption from Regulations/Byelaws		16
Animal drinking bowls and troughs	G30.2	12.4	<b>Replacement of WCs</b>	G25.15	9.15
<b>Pressure flushing valves</b>			<b>Requirement for backflow protection</b>	Schedule 2 15(1)	6.8
For WC flushing in non-domestic premises	G25.2	9.4	<b>Requirements for water fittings</b>		
<b>Pressure requirements</b>			Water Byelaws 2000, Scotland		12
Design for operating pressure	G5.1/.4	3.14	Water Supply (Water Fittings) Regulations		4
Pressure testing	G12.1/.3	4.17	<b>Restriction on installation etc. of water fittings</b>		
<b>Pressure surge</b>			Water Byelaws 2000, Scotland		12
Attenuation devices	G5.4	3.14	Water Supply (Water Fittings) Regulations		4
<b>Pressure testing</b>			<b>Retrospective backflow protection</b>		
Metallic water systems	G12.2	4.17	Garden hoses	G15.21	6.43
Plastic water systems	G12.3	4.18	<b>Reverberation in pipes</b>		
<b>Pressurised air inlet valve</b>			Significance of surge pressure	R5.4	3.14
LA device for backflow prevention	S15.3	6.12	<b>Revocation of byelaws</b>		
<b>Pressurised air inlet valve &amp; check valve</b>			Water Byelaws 2000, Scotland		15
LB device for backflow prevention	S15.3	6.12	Water Supply (Water Fittings) Regulations		8
<b>Prevention of freezing</b>			<b>Risk categories for backflow prevention devices</b>		
Servicing valves and drain taps for isolation	G4.10	3.8	Mechanical devices	Table S15.3	6.12
<b>Primary circuit vent</b>			Non-mechanical devices	Table S15.2	6.11
Requirement for discharge size & point	G20.1	8.13	<b>Routing of pipes</b>		
<b>Primary circuits</b>			Maintenance of hot water temperatures	G18.3	8.9
Expansion of water in	R21.1	8.21	<b>Safety devices</b>		
<b>Primary feed cistern</b>			Control of water temperature by	G18.1	8.8
Wholesome water not required for	G2.6	2.14	Requirement to withstand operational temperatures	G3.3	3.5
<b>Primary system cisterns outlets</b>			Unvented hot water systems	G17.1	8.4
Requirement for servicing valve	G16.7	7.7	Vented hot water storage, requirement for	G20.6	8.18
<b>Prismatic cylinders</b>			<b>Safety valves</b>		
Backflow prevention	G20.11	8.20	Discharge arrangements for expansion & thermal relief	G19.1	8.10
<b>Prohibited materials</b>			Requirements for discharge point	G19.4	8.13
Use of coal tar products, lead or lead alloys	G2.1	2.4	<b>Sanitary appliances</b>		
<b>Protection against damage</b>			Automatic urinal cistern flushing rates	R25.12	9.13
Water fittings	G4.17	3.12	Dual flush operating instructions	R25.5	9.6
<b>Protection of insulation</b>			Marking of maximum volume in WC flushing cistern	R25.4	9.5
Water fittings	G4.8	3.8	Maximum volume for flushing WC pans	R25.3	9.5
<b>Protector rods</b>			Pressure flushing valves for WC pans	R25.2	9.4
In copper cylinders	G3.4	3.5	Regulation of flushing periods for urinals	R25.11	9.11
<b>Provision of servicing valves</b>			Renewal of existing WC cisterns	R25.15	9.15
Requirements for	G11.1	4.14			
<b>PTFE tape</b>					
Specification for	G2.16	2.16			
<b>Pumps</b>					
Approval for installation of shower	R6.3	3.16			
Effect on distribution pipes	G15.8	6.28			

## Index

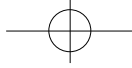
	Clause	Section Number and Page		Clause	Section Number and Page
<b>Sanitary appliances (continued)</b>			<b>Shallow pipes</b>		
Requirements for WC pans and WC flushing devices	R25.11	9.11	Need for written approval	G7.8	3.22
Urinal flushing devices	R25.9	9.8	<b>Shower bath tray</b>		
Urinals, maximum flush volume using pressure flushing valves	R25.13	9.14	Unplugged waste outlets	G28.1d	10.6
Visibility of discharge from warning pipe	R25.7	9.8	<b>Shower heads, discharge above spillover</b>		
Warning pipe discharging over WC pan or urinal	R25.8	9.8	Backflow protection	G15.13	6.36
Warning pipes from WC cisterns	R25.6	9.6	<b>Showers – pumped</b>		
WC flushing capacity and method to Jan 2001	R25.14	9.15	Need for written approval for installation of	G6.2	3.16
WC flushing – single or dual flush	R25.1	9.4	<b>Showers – Regulators'specified</b>		
<b>Schedule 1 – Fluid Categories</b>			Need for written approval for installation of	G6.3	3.16
Regulations/Byelaws 2000		20	<b>Silver solder</b>		
<b>Schedule 2 – Requirements for water fittings</b>			Use for stainless steel capillary joints	G2.13	2.16
Regulations/Byelaws 2000			<b>Simultaneous discharge rates</b>		
1.3, 2.3, 3.3, 4.3, 5.3, 6.8, 7.3, 8.3, 9.2, 10.3, 11.3, 12.3			Hot and cold water, combi systems	G8.4	4.9
<b>Scottish Water Byelaws</b>			<b>Single check valve verifiable</b>		
Full text		11–15	EA backflow prevention device, description	S15.2	6.11
General Guidance		16–17	<b>Single feed indirect cylinders</b>		
Summary		10	Requirement to be vented	G20.11	8.20
<b>Screwed joints</b>			<b>Single supply pipe</b>		
Joining compounds for	G2.15	2.16	For domestic and fire purposes	G15.29	6.49
Secondary use of permanently vented distribution pipes	G15.6	6.27	<b>Siphonic flushing</b>		
<b>Secondary backflow protection</b>			Volume of WC flush prior to Jan 2001	G25.14	9.15
Distributing pipes	R15.24.4	6.46	<b>Softened water</b>		
In two storey premises	R15.6	6.27	Requirement to be wholesome for drinking	G27.3	10.5
Industrial and commercial applications	G15.18	6.41	<b>Soil watering systems</b>		
Requirement for	R15.24.1	6.46	Backflow protection	G15.19	6.42
Supply pipes	R15.24.3	6.46	<b>Solder</b>		
Vented distribution pipes	G15.6	6.27	For stainless steel	G2.14	2.16
Whole site and zone protection	R15.24/26	6.45	Lead-free for capillary joints of copper	G2.12	2.16
<b>Secondary circulation systems</b>			<b>Solid floors</b>		
Thermal insulation of	G18.7	8.10	Pipes in	G7.1	3.17
<b>Secondary vent pipes</b>			<b>Specification</b>		
Minimum internal diameter	G20.2	8.14	Expansion relief valves discharge pipe	G19.4	8.13
<b>Selection of fittings</b>			Regulators', for WC pans & flushing devices	G25.11	9.11
Factors having an effect on	G2.5	2.13	<b>Specification for PTFE</b>		
Fittings down stream of terminal fittings	G2.6	2.14	Tape for thread sealing applications	G2.16	2.16
<b>Self-closing mechanism</b>			<b>Spherical type servicing valves</b>	G11.3	4.14
Domestic hoses	G15.17	6.41	<b>Spillover level</b>		
<b>Service pipe</b>			Definition	S15.1	6.10
Definition	R11.3	1.5	<b>Stagnant water</b>		
<b>Servicing valves</b>			Preventing, in cold water storage cisterns	G16.15	7.15
Animal drinking troughs or bowls	G30.2	12.4	<b>Stainless steel</b>		
For float valves, backflow prevention devices & appliances,	G11.1	4.14	Solder for capillary jointing of	G2.14	2.16
Labelling	G4.10	3.8	<b>Standards</b>		
Location adjacent to appliance	R11.2	4.14	Float operated valves	G16.2	7.4
Location of	G7.1	3.17	<b>Stopvalves</b>		
	G11.2	4.14	Controlling more than single premises	G10.4	4.13
On inlets to storage cisterns	G16.4	7.6	Inside buildings	G10.4/.5	4.13
Operating requirement of	G2.7	2.14	Labelling	G4.10	3.8
Outlets to cisterns	G16.6	7.7	Location in buildings	R10.5	4.14
Prohibition of loose washer plate	G2.7	2.14	Location on common supply pipe	G10.4	4.13
Types of	G11.3	4.14	Occupiers'access to	G10.4	4.13
Use with line strainers	G15.7e	6.27	On distribution pipes	G10.3	4.12
			On supply pipes	G10.3	4.12
			Operating requirements of	G2.7	2.14
			Outside buildings	G10.4	4.13
			Point of entry	G10.5	4.14
			Prohibition of loose washer plate	G2.7	2.14
			Requirement for control of water supply	G10.3	4.12
			Specification below ground	G2.8	2.14
			To premises	G10.3	4.12

	Clause	Section Number and Page		Clause	Section Number and Page
<b>Storage cisterns</b>			<b>Temporary connection</b>		
Insulation of	G4.13	3.10	Fountains, ponds and pools	G31.2	12.6
Use for supply for domestic purposes	G16.13	7.11	<b>Terminal fittings</b>		
<b>Storage vessel</b>			Draw-off taps	R2.10	2.15
Hot water, single feed indirectly heated	R20.4.3	8.17	Exclusion from requirement for dezincification resistance	G7.5	3.21
<b>Submerged drain taps</b>			Suitability for pressure and flow requirements	R2.9	2.15
Prohibition of	G11.6	4.15	<b>Test house</b>		
<b>Suitability of fittings</b>			Use of approved, for materials and fittings	G2.3	2.13
Adequate for purpose	G3.1	3.4	<b>Test pressures</b>		
Factors to be considered	G2.5	2.13	Requirements for	G12.1	4.17
Need to withstand operational temperature	G3.3	3.5	<b>Testing</b>		
<b>Summary</b>			Pressure testing of rigid pipe systems	R12.2/3	4.17
Water Byelaws 2000 for Scotland		10	Pressure testing plastics pipes	R12.3	4.18
(Water Supply) Regulations 1999		2	Requirement for pressure testing	R12.1	4.17
<b>Supply pipe</b>			<b>Thermal conductivity</b>		
Definition	R11.3	1.5	Of insulation materials	G4.7	3.8
Provision of drain tap	G11.4	4.15	<b>Thermal envelope</b>		
<b>Supply to animals</b>			Protection of hot water fittings outside of,	G4.9	3.8
Flow control, drinking bowls	G30.1	12.4	<b>Thermal insulation materials</b>		
<b>Support of cisterns</b>			Standards for	G4.6	3.8
Requirement for	G16.14	7.14	<b>Thermal movement in pipes</b>		
<b>Support of pipes</b>			Allowance for, in installation	G4.18	3.12
Requirement for	G4.18	3.12	<b>Thermal safety devices</b>		
<b>Surface temperatures</b>			Requirements for	G20.6/7	8.18
Pipes in health care premises	G18.6	8.10	<b>Thermostatic control</b>		
<b>Surge pressure</b>			Automatic and manual re-setting	G20.6/7	8.18
Effect on test pressure requirements	G5.3	3.14	Control of temperature at hot outlets using	G18.5	8.9
Significance of	R5.4	3.14	Terminal fittings, hot water in public buildings	G18.5	8.9
<b>Suspended floors</b>			<b>Time and temperature</b>		
Pipes under	G7.1	3.17	Hot water temp / time specification	G18.4	8.9
<b>Tap gap</b>			Instantaneous water heaters hot water temperatures	G18.4	8.9
Definition	S15.1	6.10	Temperatures of hot water at terminal fittings	G18.4	8.9
<b>Tap gap domestic AUK2</b>			<b>Trace heating</b>		
Description for	S15.2	6.10	Self regulating for frost protection	G4.12	3.10
<b>Tap gap high risk</b>			<b>Trains</b>		
AUK3 backflow prevention device	S15.2	6.11	Backflow prevention for filling	R15.30	6.50
<b>Tap inlets above spillover</b>			<b>Transient pressures</b>		
Backflow protection	G15.13	6.36	Occurrence and consequences	G5.4	3.14
<b>Tap inlets discharging below spillover</b>			<b>Triggers, self closing</b>		
Backflow protection	G15.14	6.38	Requirement for domestic hose	G15.17	6.41
<b>Temperature</b>			<b>Tundish</b>		
Hot water distribution	G18.2	8.9	Discharge from expansion relief valve	G19.4a	8.13
Hot water temperatures, combination boilers	G18.2	8.9	WC warning pipe discharge to	G25.7	9.8
Wholesome water, maximum for	G20.5	8.18	<b>Type B upstand</b>		
<b>Temperature – operational</b>			Definition	S15.1	6.10
Pipes to be capable of withstanding	G3.3	3.5	<b>Types of distribution system</b>		
<b>Temperature at hot outlets</b>			Methods of supplying	G8.2a	4.5
Health care premises	G18.6	8.10	<b>Underground fittings</b>		
<b>Temperature control device</b>			Dezincification resistant	G7.9	3.24
Provision for, in HW storage over 15lts	G17.1a	8.4	Exceptions to minimum depth of cover	R7.8	3.22
<b>Temperature of cold water</b>			Minimum depth for	G7.7	3.22
Maximum for distributed water	G9.1	4.10	Prohibition on use of adhesives	G7.10	3.24
<b>Temperature relief valves</b>			Protection from damage or frost	G7.8	3.22
Automatic closing expansion & temperature valves	G22.1	8.21	<b>Unoccupied properties</b>		
Discharge over tundish	G19.3	8.11	Protection against freezing	G4.3	3.6
Requirement for, with non-mechanical safety devices	G23.2	8.23	<b>Unvented hot water systems</b>		
Specification for discharge pipes from,	G19.3	8.11	Requirements for safety of	G17.1	8.4
Specification to BS6283(2)	G23.1	8.22			
Vented hot water system, solid fuel heated	G20.6	8.18			

## Index

	Clause	Section Number and Page		Clause	Section Number and Page
<b>Unvented primary circuit</b>			<b>Washing machine</b>		
Description	R17.1.2	8.6	Backflow protection	G15.16	6.41
<b>Unwholesome water</b>			Limitation on water consumption	R29.1	11.4
Colour-coded pipes to distinguish	G14.1	5.4	<b>Waste outlets</b>		
<b>Urinal flush volume</b>			Applications where plug not required	G28.1	10.6
With pressure flushing valves	G25.13	9.14	<b>Water Byelaws in Scotland</b>		
<b>Urinal flushing</b>			Text of		11
Requirement for flush time control	G25.10	9.10	<b>Water closets</b>		
<b>Urinal flushing devices</b>			Requirements for WC pans and flushing devices	R25.11	9.11
Specification for urinal flushing devices	G25.9	9.8	<b>Water connection</b>		
<b>Urinal manual flushing valve</b>			Ponds, fountains and pools	G31.2	12.6
Backflow protection for	G15.12	6.33	<b>Water consumption</b>		
<b>Urinals</b>			Domestic appliances	G29.1/3	11.4
Filling rates for automatic flushing of	G25.12	9.13	<b>Water draw-off – kitchen sink</b>		
Flushing devices for	R25.9	9.8	Location of drinking water point	G26.2	10.4
<b>Use of Guide</b>			<b>Water fittings</b>		
Notes on,		viii	Adequate for purpose	G3.1	3.4
<b>Vent pipes</b>			Capable of withstanding operational temperatures	G3.3	3.5
Discharge from primary not to wholesome water	G20.9	8.20	Underground, minimum depth for	G7.7	3.22
Discharge from secondary not to primary cistern	G20.10	8.20	<b>Water Fittings and Materials Directory</b>		
Discharge not to primary feed cistern	G20.10	8.20	Selection of fittings	G2.3	2.13
Discharge point, primary circuits	G20.1	8.13	<b>Water Fittings Regulations</b>		
Height of	G20.3	8.14	General Guidance		16
Minimum size to protect from freezing, secondary	G20.2	8.14	Summary		2
<b>Vent size</b>			Text		3-8
Primary hot water circuits	G20.1	8.13	<b>Water for non-domestic applications</b>		
<b>Vented distribution pipes</b>			Backflow protection	G15.18	6.41
For backflow protection of cistern fed systems	G15.6	6.27	<b>Water for outside use</b>		
<b>Vented hot water storage</b>			Backflow protection, hose pipes for house gardens	G15.20	6.42
Temperature relief	G20.6	8.18	Self-closing trigger, hose pipes for house garden and other applications	R15.17	6.41
<b>Vented primary circuit</b>			Water supplies for house garden use in existing premises	R15.21	6.43
No discharge in normal operation	R20.3	8.14	<b>Water hammer</b>		
<b>Vented system</b>			Cause and attenuation of	G5.4	3.14
Mechanical safety devices	G20.6	8.18	Effect on system operating pressure	G5.3	3.14
<b>Verifiable backflow device</b>			<b>Water level</b>		
Definition of	S15.1	6.10	In cisterns with alternative warning devices	G16.5	7.6
<b>Verifiable double check valve</b>			<b>Water Regulations in England and Wales</b>		
EC backflow prevention device, description	S15.2	6.11			3
<b>Visual alarms</b>			<b>Water softeners</b>		
Storage cisterns	G16.5	7.6	Description of types of	R11.3	1.7
<b>Warning &amp; overflow pipe</b>			For domestic use, fluid category 2	Table G6.1b	6.2 6.5
Cold water storage cistern, requirements	G16.13	7.11	<b>Water supplies</b>		
<b>Warning devices</b>			Code of practice for supply to pigs	G30.5	12.6
Requirement for overflow and warning pipe	G16.8	7.8	<b>Water system design factors</b>		
Storage cisterns	G16.5	7.6	Contaminated environment	G8.1	4.4
Common pipe, identifiable, conspicuous discharge	G16.12	7.11	<b>Water systems</b>		
Equally effective alternative devices,	G25.6	9.6	Flushing for cleaning of	G13.1	4.19
Flexible hose attached to, prohibition of	G16.8	7.8	<b>Water tightness</b>		
Required fall in installation	G16.8	7.8	Cold water storage cistern	G16.13	7.11
Requirement for	G16.8	7.8	Suitability of fittings	R4.1	3.6
<b>Washbasin inlets</b>			<b>WC flushing</b>		
Above spillover, backflow protection	G15.13	6.36	Requirement to clear pan contents	G25.1	9.4
Below spillover, backflow protection	G15.14	6.38	<b>WC flushing cisterns</b>		
<b>Washbasin or trough</b>			Requirement for marked water line	G25.4	9.5
Self-closing taps, plug not required	G28.1c	10.6			

	Clause	Section Number and Page
<b>WC manual flushing valve</b>		
Backflow prevention, pressure flushing valve	G15.12	6.33
<b>WC warning pipe</b>		
Discharge into WC pan	G25.8	9.8
<b>Wet sprinkler systems</b>		
Backflow protection	G15.27	6.48
<b>Whole installation</b>		
Hydraulic testing of systems	G12.1/.3	4.17
<b>Whole site backflow protection</b>		
	G15.24	6.45
	G15.26	6.47
<b>Wholesome water</b>		
Applications not requiring,	G2.6	2.14
Drinking water from storage cistern	G27.2	10.4
Requirement for tap supplying drinking water	G27.1	10.4
Requirement of softened water for drinking	G7.3	10.5
<b>Working pressure</b>		
Pressure testing	G12.1	4.17
<b>Written approval</b>		
Commentary		16
Pumped showers	G6.2	3.16
Water supplier's, before installation starts	Byelaw 5	13
	Reg. 5	5
<b>Zone backflow protection</b>		
	G15.24	6.45
	G15.26	6.47
<b>Zone protection</b>		
Industrial and commercial applications	G15.18	6.41



## Abbreviations and Symbols

<b>GL</b>	Ground level
<b>WC</b>	Water closet
<b>WB</b>	Washbasin
<b>SL</b>	Spill-over level
<b>WP</b>	Warning/overflow pipe
<b>SV</b>	Stopvalve
<b>SgV</b>	Servicing valve
<b>CV</b>	Appliance control valve or tap
<b>DT</b>	Drain tap
<b>T</b>	Tundish with air gap
<b>SCV</b>	Single check valve
<b>DCV</b>	Double check valve
<b>FC</b>	Siphonic or non-siphonic flushing cistern
<b>PFC</b>	Pressure flushing cistern
<b>FV</b>	Pressure flushing valve
<b>PRV</b>	Pressure reducing valve
<b>TRV</b>	Temperature relief valve
<b>TPRV</b>	Combined temperature and pressure relief valve
<b>EV</b>	Expansion valve
<b>ExVI</b>	Expansion vessel
<b>S</b>	Strainer
<b>AVV</b>	Anti-vacuum valve
<b>PIDC</b>	Pipe interrupter with permanent atmospheric vent
<b>PIDB</b>	Pipe interrupter with atmospheric vent and moving element

